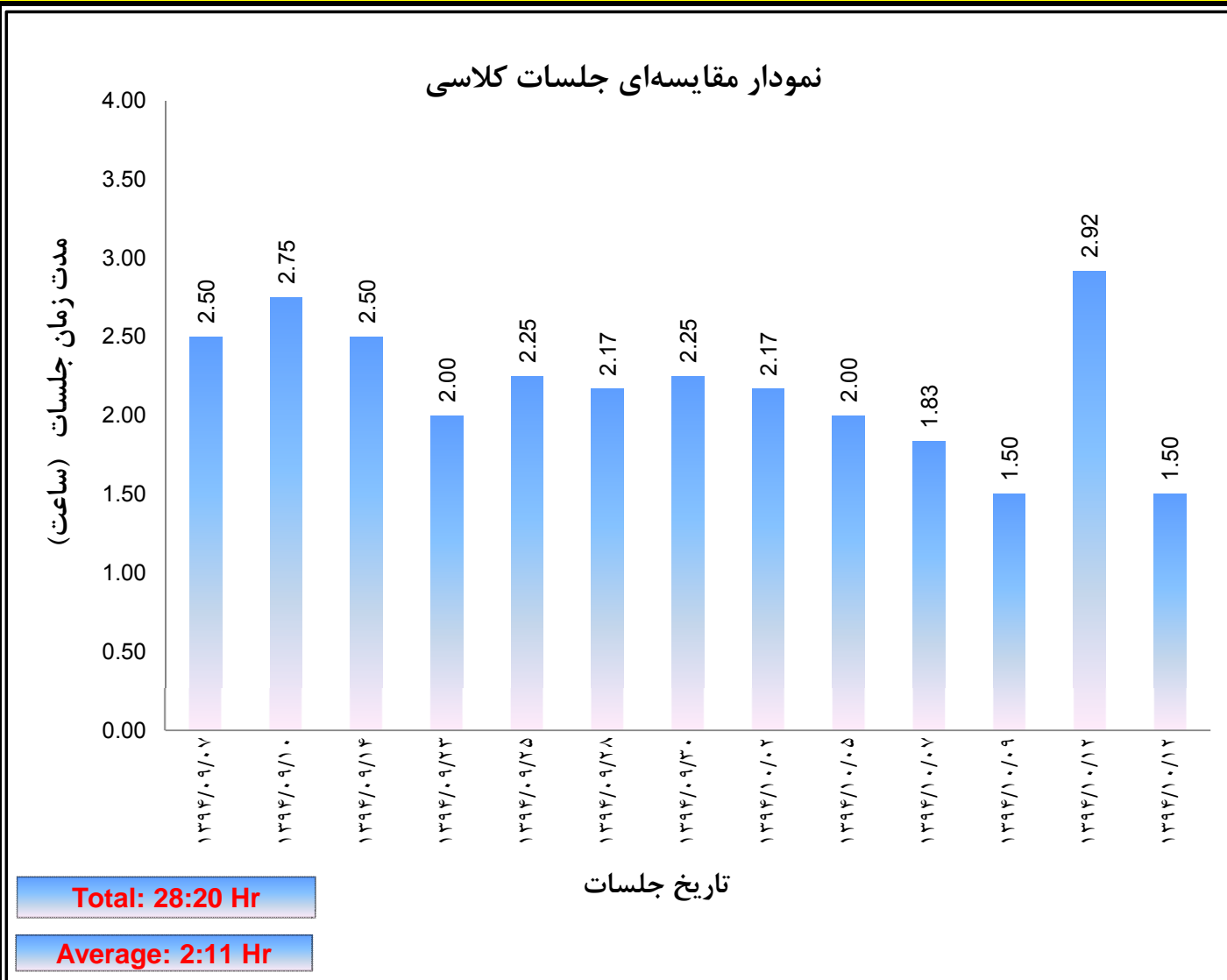


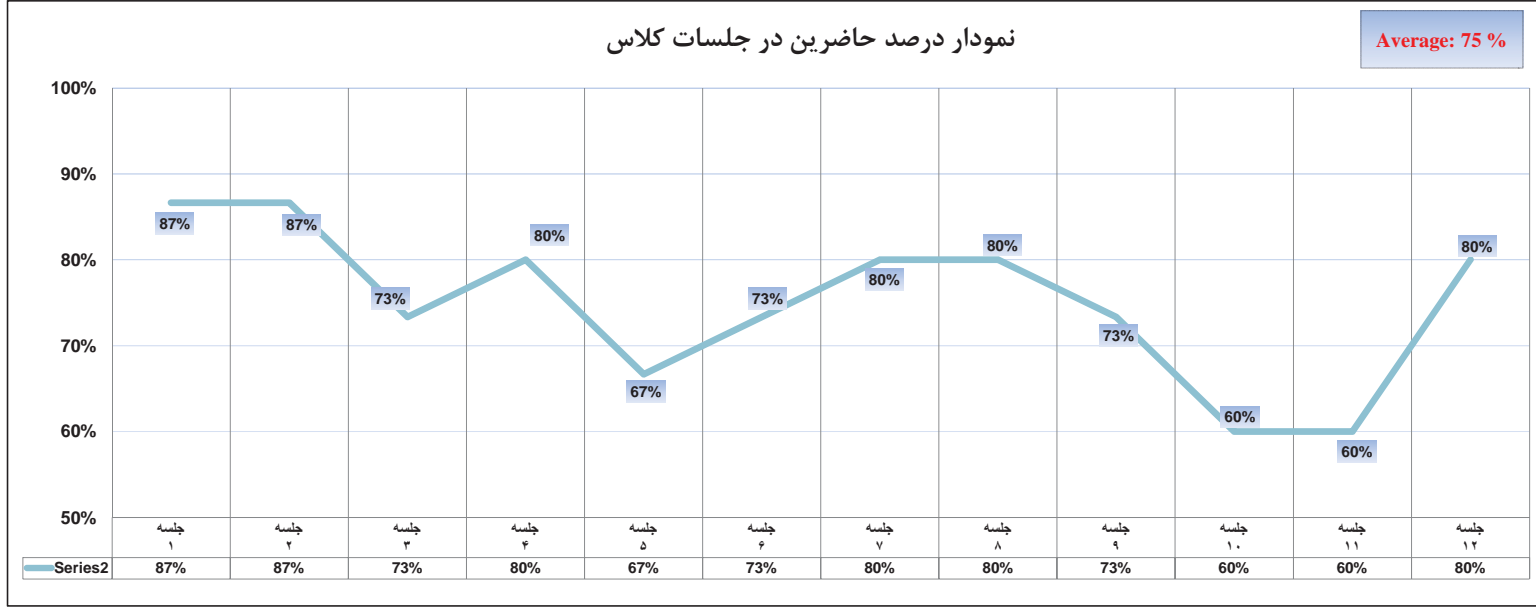
Drawing Training Course (Class Duration)

No.	Date	Weekday	Start	Finish	Net	Net
1	1394/09/07	شنبه	09:00	11:30	02:30	2.50
2	1394/09/10	سه شنبه	15:30	18:15	02:45	2.75
3	1394/09/14	شنبه	15:30	18:00	02:30	2.50
4	1394/09/23	دوشنبه	16:00	18:00	02:00	2.00
5	1394/09/25	چهارشنبه	15:45	18:00	02:15	2.25
6	1394/09/28	شنبه	15:50	18:00	02:10	2.17
7	1394/09/30	دوشنبه	15:45	18:00	02:15	2.25
8	1394/10/02	چهارشنبه	16:00	18:10	02:10	2.17
9	1394/10/05	شنبه	16:00	18:00	02:00	2.00
10	1394/10/07	دوشنبه	16:00	17:50	01:50	1.83
11	1394/10/09	چهارشنبه	16:00	17:30	01:30	1.50
12	1394/10/12	شنبه	15:30	18:25	02:55	2.92
13	1394/10/12	شنبه	19:00	20:30	01:30	1.50
14						
15						
16						
17						
18						
19						
20						
21						
22						
			Total =====>		28:20	28.33

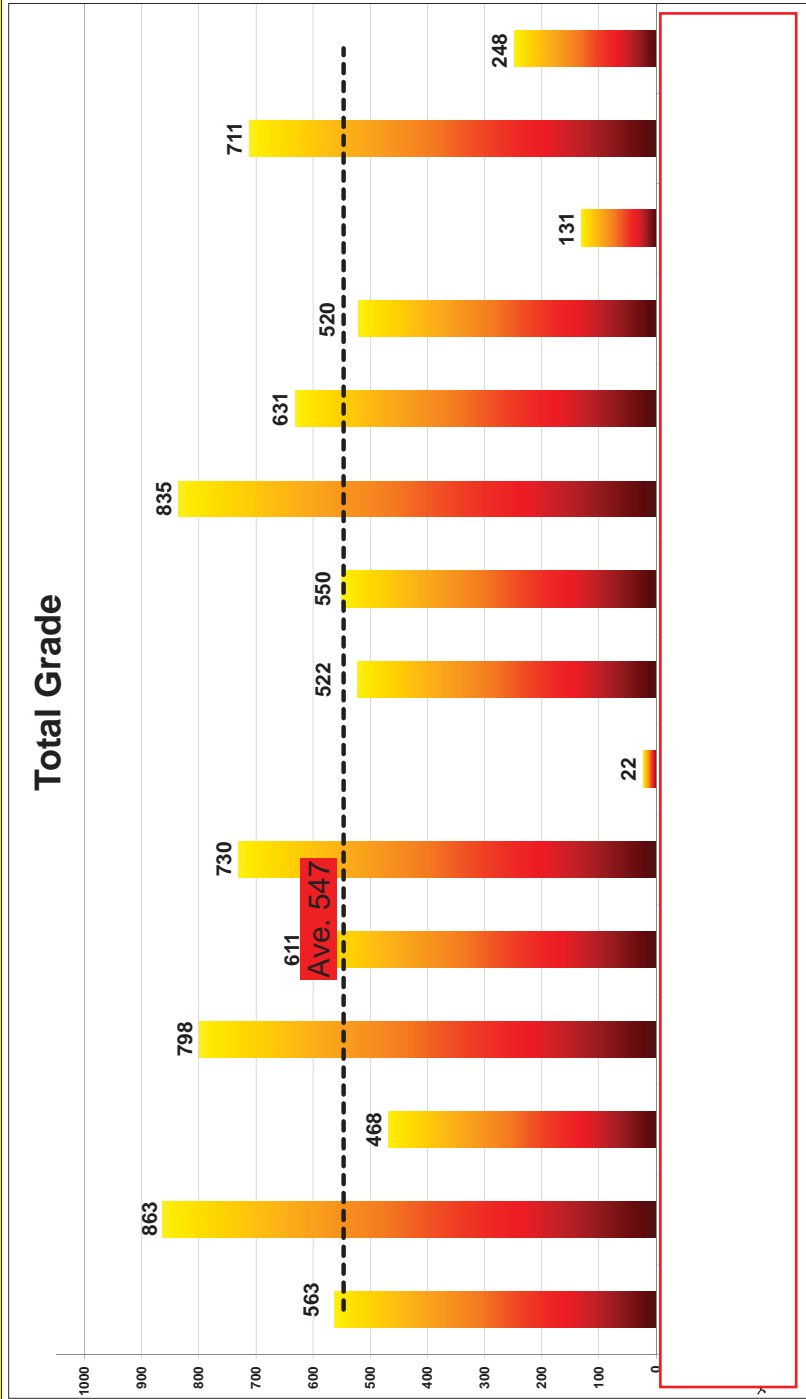


Drawing Training Course (Class (Delay Form))															Sum of Delay	Ave. of Delay	Points	Exam Group
Class Group	No.	Name	1394/09/07	1394/09/10	1394/09/14	1394/09/23	1394/09/25	1394/09/28	1394/09/30	1394/10/02	1394/10/05	1394/10/07	1394/10/09	1394/10/12				
1	1		0	0	0	0	40	12	0	18	0	0	0	0	70	6	94	1
1	2		0	0	0	0	0	12	0	17	0	0	0	0	29	2	98	1
1	3		0	0	0	0	120	0	0	0	0	120	0	0	240	20	80	1
1	4		0	0	120	0	120	0	0	120	0	0	120	0	480	40	60	1
1	5		0	0	0	0	0	0	0	0	0	0	0	0			100	1
1	6		0	0	0	0	0	0	0	0	0	0	0	0			100	1
1	7		120	0	120	0	120	120	120	120	120	120	120	120	1,200	100	0	1
1	8		0	0	0	0	40	13	0	18	120	120	120	0	431	36	64	1
1	9		0	0	120	120	120	120	0	0	0	120	120	0	720	60	40	1
1	10		0	0	0	0	0	13	0	18	0	0	0	0	31	3	97	1
1	11		37	0	0	120	40	13	0	18	120	0	0	0	348	29	71	1
1	12		120	120	120	0	0	0	0	0	0	0	0	0	360	30	70	1
1	13		0	120	0	120	120	120	120	120	120	120	120	120	1,200	100	0	1
1	14		0	0	0	0	0	13	0	18	0	0	0	0	31	3	97	1
1	15		0	0	0	0	40	120	120	0	0	120	120	120	640	53	47	1

جلسه	جلسه ۱	جلسه ۲	جلسه ۳	جلسه ۴	جلسه ۵	جلسه ۶	جلسه ۷	جلسه ۸	جلسه ۹	جلسه ۱۰	جلسه ۱۱	جلسه ۱۲	متوسط حاضرین در کلاس Average: 75 %
درصد حاضرین در جلسه	87%	87%	73%	80%	67%	73%	80%	80%	73%	60%	60%	80%	
تعداد حاضرین در جلسه	13	13	11	12	10	11	12	12	11	9	9	12	

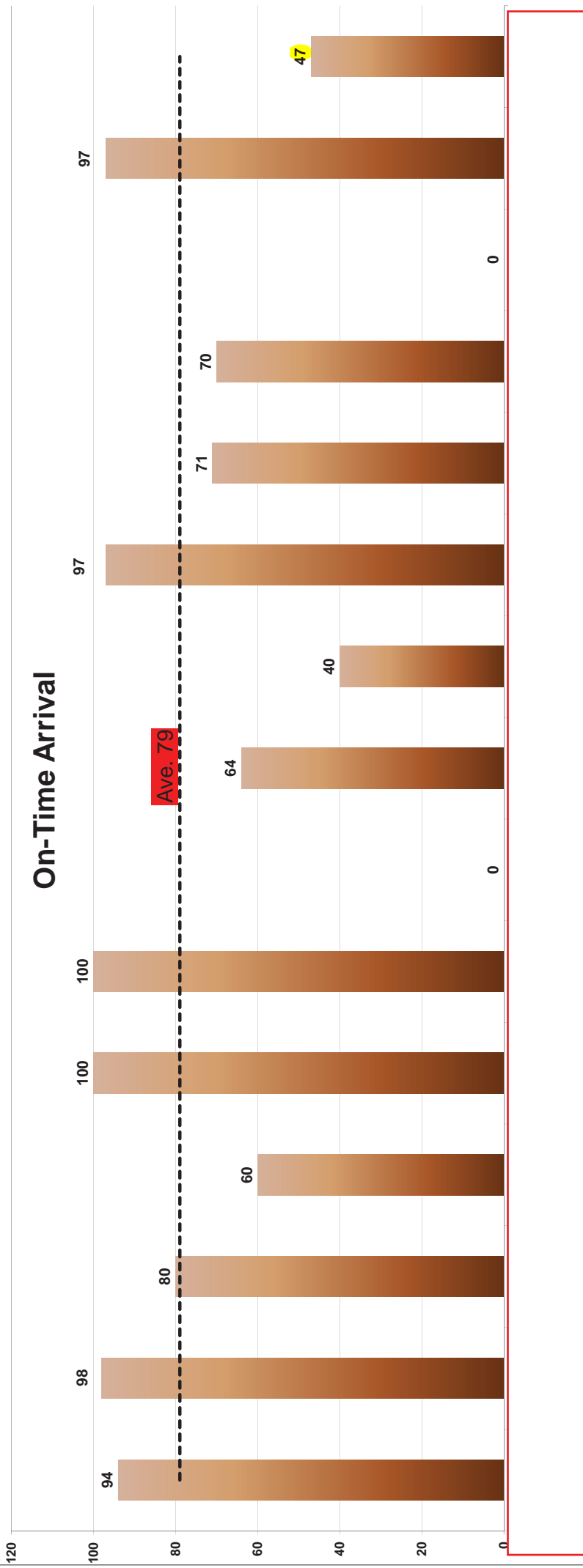


Drawing Training Course (Total Grade)



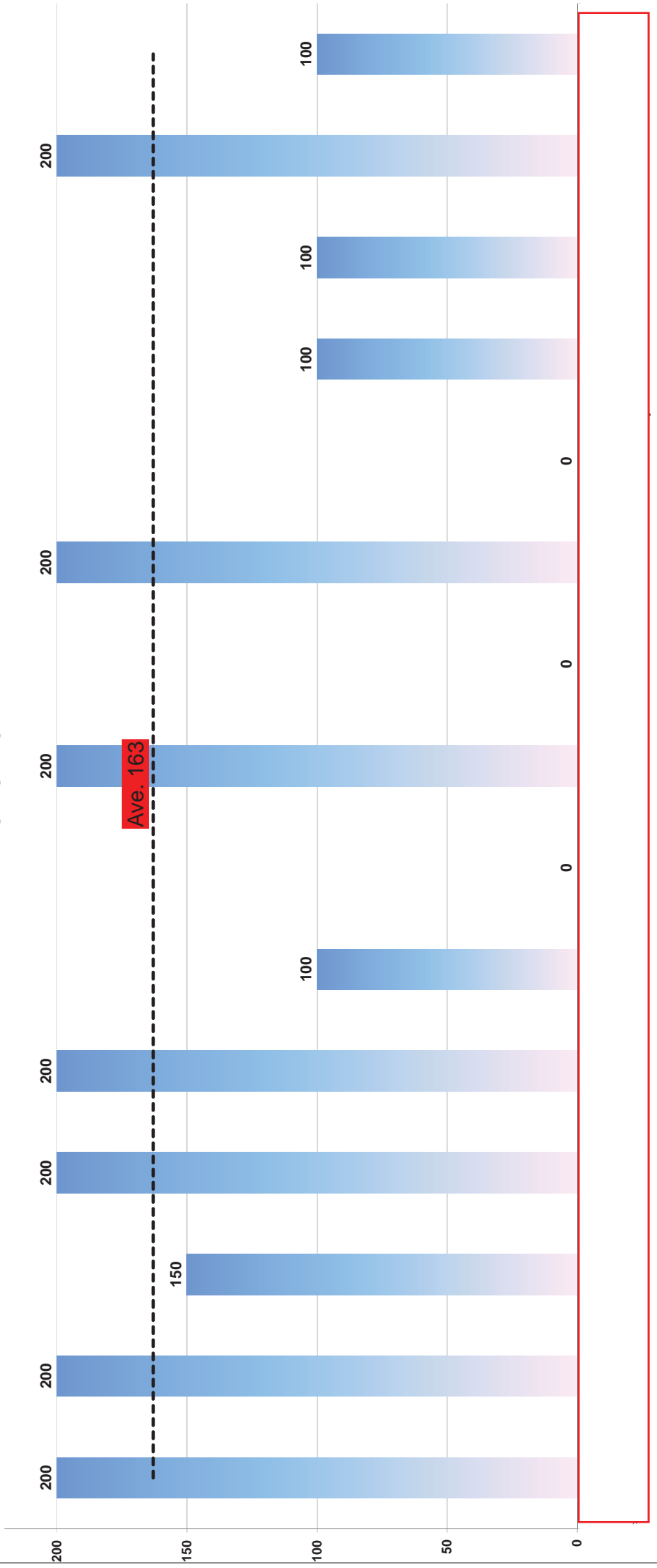
No.	Name	(100 Points) On Time Arrival	(200 Points) Homework	(300 Points) Online Exams	(400 Points) Executive Exam	(1000 Points) Total Grade
1		94	200	169	100	563
2		98	200	185	380	863
3		80	150	138	100	468
4		60	200	158	380	798
5		100	200	211	100	611
6		100	100	210	320	730
7		0	0	22	0	22
8		64	200	158	100	522
9		40	0	130	380	550
10		97	200	218	320	835
11		71	0	240	320	631
12		70	100	150	200	520
13		0	100	31	0	131
14		97	200	234	180	711
15		47	100	101	0	248
Average		79	163	157	240	547

Drawing Training Course (Total Grade)



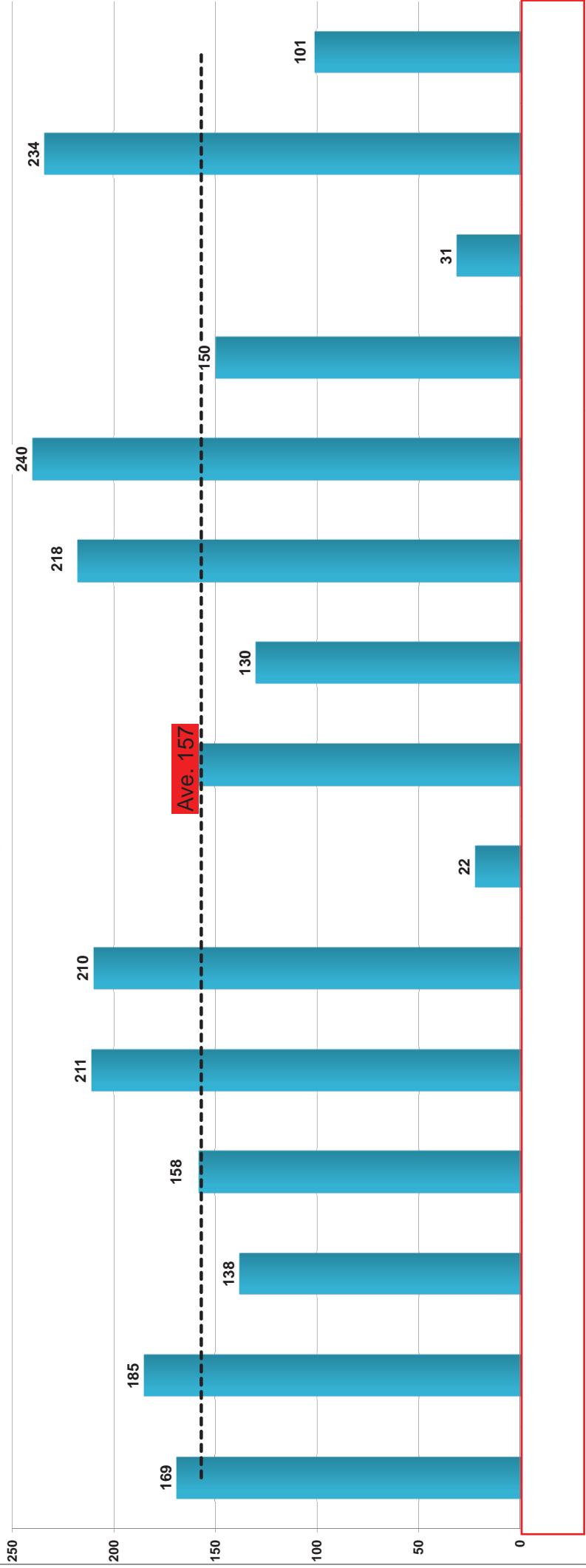
Drawing Training Course (Total Grade)

Home Work



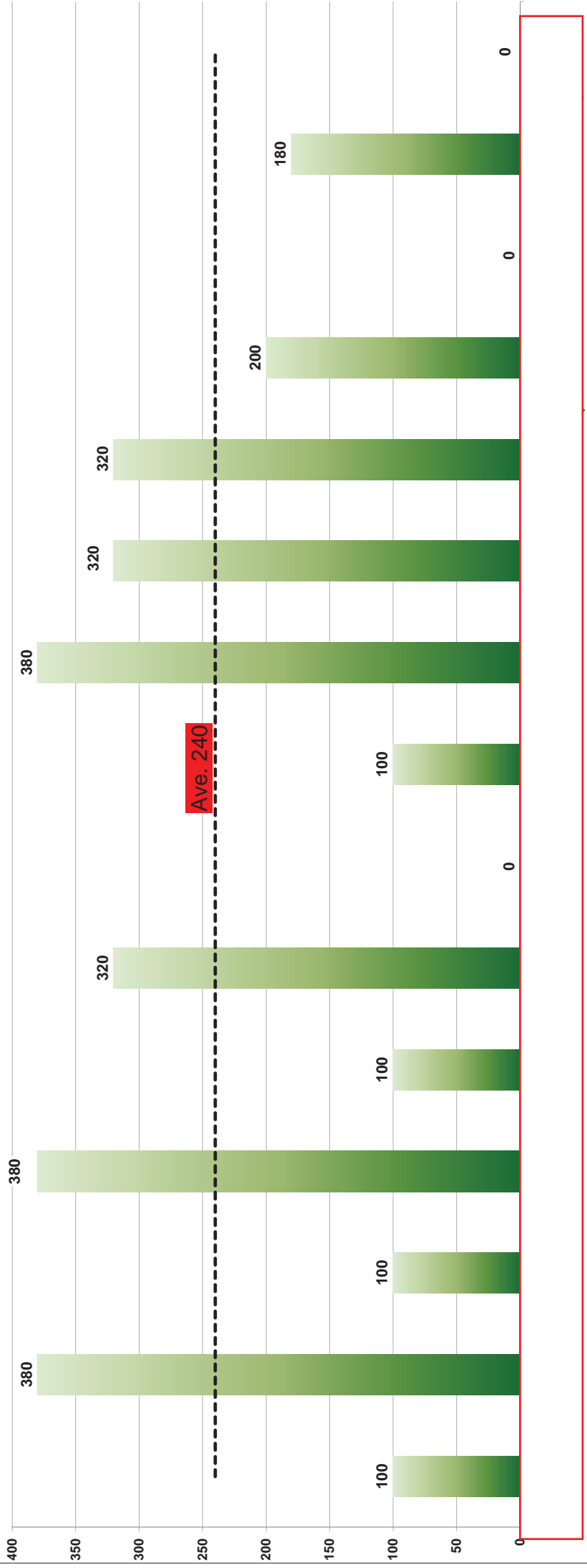
Drawing Training Course (Total Grade)

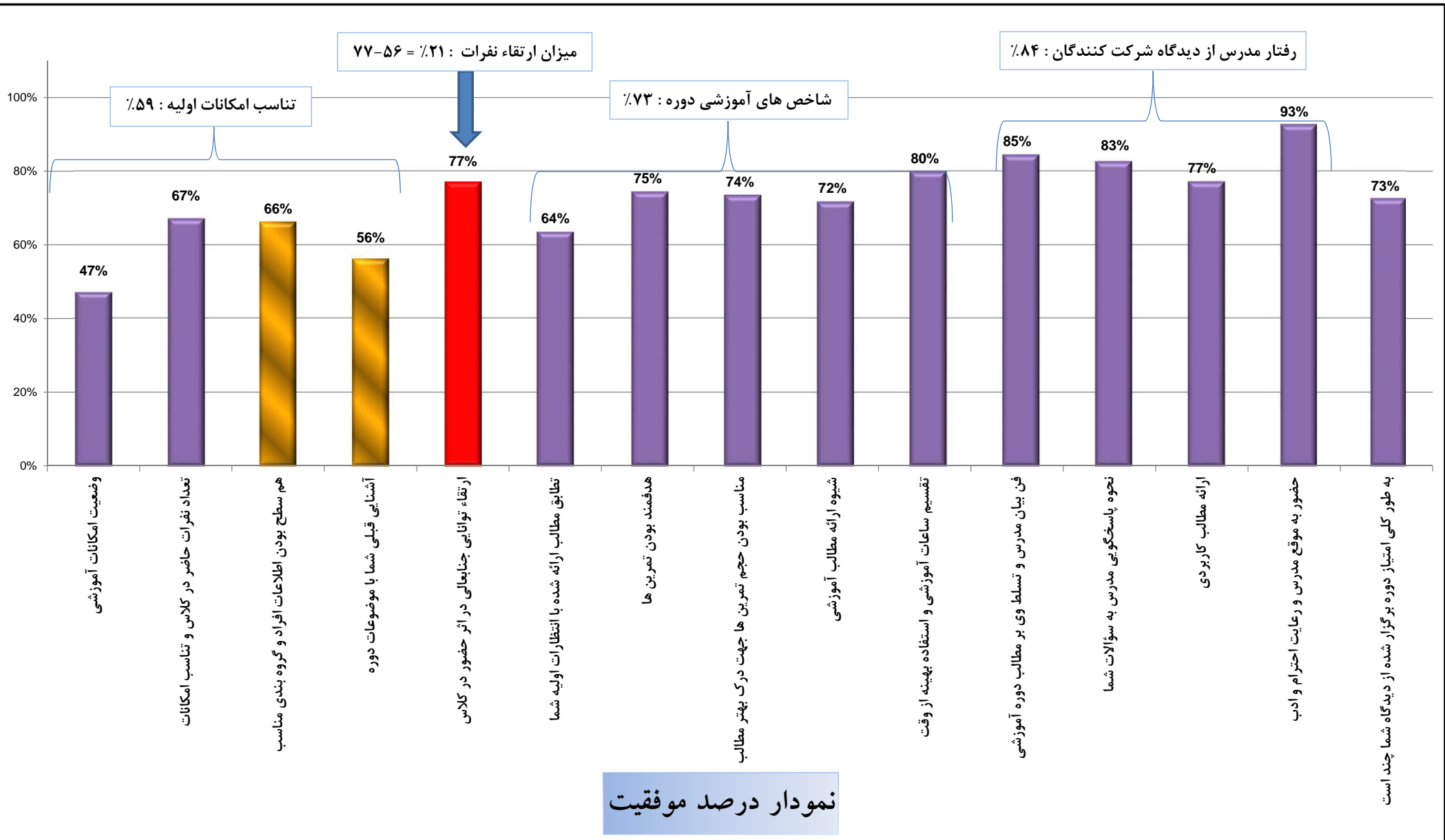
Online Exams



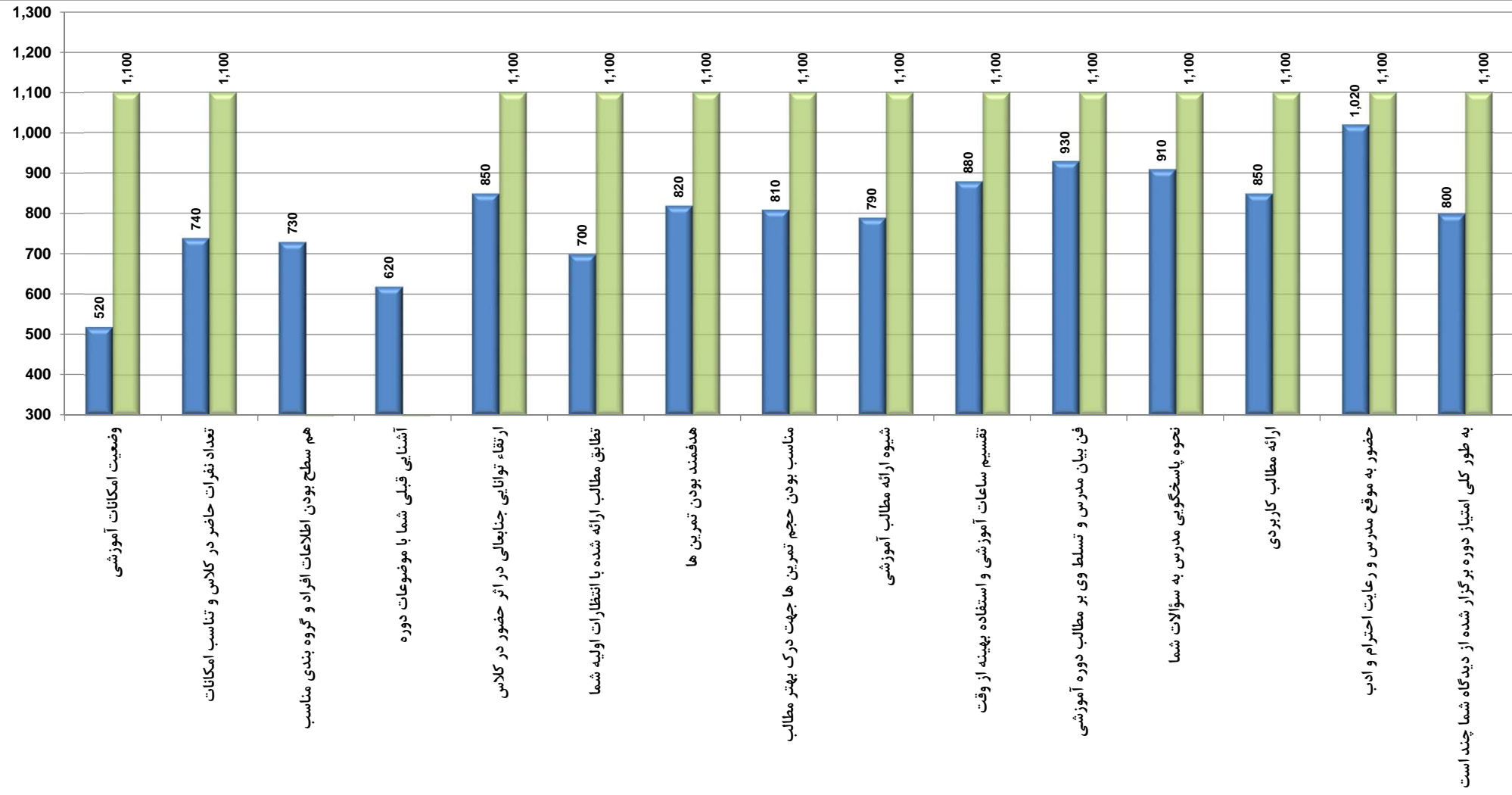
Drawing Training Course (Total Grade)

Executive Exam





نمودار امتیازات کسب شده در مقایسه با امتیازات قابل کسب



جمع امتیاز 4. مجموع امتیاز 4.